



FAIRWAY MOWER LM2400 LM2700

A CUT ABOVE PERFECTION

BARONESS



THE **FINEST** CUT IN THE **INDUSTRY.**

BEAUTIFUL FINISH

“Baroness Reels” are recognised by the world’s superintendents for its hardness, durability and sharpness that provides a clean cut and creates beautiful and healthy turf.

EASY TO MAINTAIN

Standard on-board back lapping, easy access for service and the scheduled maintenance areas help reduce service and maintenance time.

BUILT FOR COMFORT

Spacious cockpit with comfortable adjustable seat, easy to adjust steering tilt, ergonomic control panel and clear visibility lets the operator work comfortably for long hours with little fatigue.

RELIABLE

With over 50 years of experience in the turf care industry, we manufacture machines that are well built and long-lasting that can consistently perform at a high level, and are proven to be excellent in durability.

LOW COST OF OWNERSHIP

The reel’s hardness and durability combined with easy HOC and angle setting makes for easy and quick maintenance. Baroness leads the industry in equipment designed to perform at the highest level, with the least amount on maintenance required, saving money by reducing labour and replacement of parts.





B-ACT

B-ACT gives the world's superintendents unique optional settings to adjust the aggressiveness of their mowers to achieve their ideal conditions.

The cutting performance of the reel mower changes greatly depending on the positional relationship between the reel and the bedknife. The bedknife blade attitude and the distance of the bedknife from the reel centerline defines the stance, Aggressive or Less Aggressive. Baroness reel mowers are equipped with an adjustment mechanism to achieve variable mowing performances at the same HOC setting. We call this, B-ACT.

All around the world, golf courses deal with many different conditions and turf. On every golf course, superintendents and golfers have individual ideas of what are the ideal playing surfaces and turf conditions. Therefore, BARONESS provides options to customize an optimal cutting performance for every customer's needs and wants with B-ACT.

BARONESS'S philosophy

The Baroness standard is based on an aggressive cutting stance that provides the best cut for the turf. Cutting with an aggressive stance positions the grass vertically when cutting (shearing), reducing the growth of variable and larger grass leaves, while promoting healthy new shoots of grass that are more uniformed in leaf size. A less aggressive stance can be beneficial when turf conditions are softer and the grass is not tightly compacted. In such cases, a less aggressive stance can help protect the appearance of your turf. However, cutting only with the less aggressive stance, does not allow your turf to reach its optimal condition.

Aggressive? Less Aggressive?

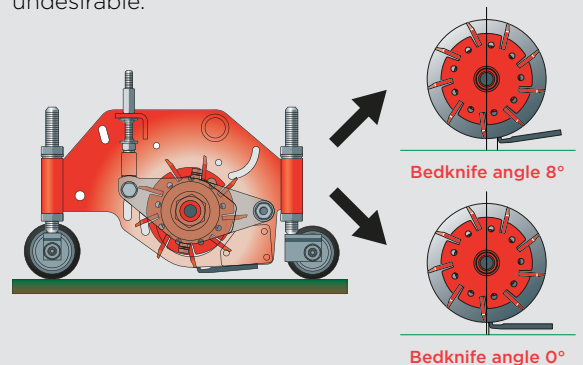
Before cutting any grass, you should always check the conditions of the turf and adjust your cutting stance to better fit your needs. Baroness's goal is to assist in creating the best turf and playing conditions possible.



B-ACT of LM 2700

Aggressive

The angle or attitude of the bedknife is more pronounced and the distance of the bed knife is farther from the reel centerline. This more aggressive blade path provides the healthiest cleanest cut for the grass while creating the best visual and playing conditions. The adverse side of this aggressive setting is that any variations in conditions can be visually noticeable and at times undesirable.




Less Aggressive

The distance of the bedknife to the reel centerline is positioned closer and the angle or attitude of the bedknife is decreased. This stance can visually mask imperfections of the lawn but also allows for more stragglers or uneven cut grass.

Other Models with B-ACT

LM18.56.66GB, LM315GC



THE HEART OF BARONESS

Most of the golf courses in Japan use Zoysia Japonica. Zoysia is well suited for Japan's climate because of its high tolerance for humidity and heat. Another characteristic of this grass is its strong fibrous component. To cut this grass clean and consistent, the cutting implement has to be constructed of strong durable metal with a sharp edge. How to cut Zoysia cleanly has been Baroness's primary goal in developing its products.

The appearance of the golf course and the health of the grass is very important. This is why it is especially important that Baroness cutting units can cut all types of grass cleanly and beautifully.

One main principle Baroness strongly believes in, is that a mower is a tool for cutting grass. In other words, our reels are the heart of the mower. Over the past 50 years, Baroness has experimented with different reel blades in order to create the ideal turf condition that superintendents seek. To achieve this goal, Baroness has continually improved the strength of the blades to develop a cutting unit that creates beautiful turf.

The Baroness reel cutter's high cutting quality comes from the casting technique traditionally used for Japanese sword making. This is how the Baroness reel was born. Through blending steels along with other special materials, and by developing innovative manufacturing processes, the quality of the Baroness reel is second to none. The basic design of the Baroness reels has not changed and has earned the highest notoriety.

What do the Baroness reels offer?

- Consistent high quality of cut due to long-lasting sharpness
- A clean consistent cut is maintained from the first hole cut in the beginning of the day to the last hole cut.
- The sharpness of the reel blade shears the grass cleanly and provides healthy cut grass and a beautiful after cut even when mowing fibrous grass.
- Frequent grinding is unnecessary due to the extreme hardness of our steel.
- Easy on-board back lapping setting saves service time.



LM2700

CLEAN & EFFICIENT FAIRWAY CUTTING

The cutting units hug the contours of the fairways, even when operating at higher speeds. This allows the operator to confidently cut the turf cleanly at a consistent HOC without the cutting units lifting or jumping. The LM2700 has a tight turning radius, so you can easily and quickly manoeuvre around the course and from hole to hole.

Furthermore, with a high output engine of 33.5 kW and a comfortable cockpit, the operator can work with less fatigue even when driving for a long period of time.

FEATURE DETAILS

- 1 Providing the best cut**
B-ACT mower units cut all types of grass cleanly, creating a healthier turf. 22 inch mower units can be selected to precisely follow undulated fairways. The optional undulation support kit further improves undulation contouring.
- 2 Reel rotation adjustment**
By changing the reel rotation speed, depending on the current length of the grass and the desired HOC, a higher quality of cut can be achieved.
- 3 Outstanding ease of access**
At Baroness, we understand the needs of the operator and service technician. Our rear mower units swings out and can be easily adjusted and maintained.
- 4 Options to better improve the turf**
Front groomers stand up the turf to help remove dead leaf material and thatch. The rear roller brush keeps the rear roller clean enabling a consistent cutting height.

STANDARD FEATURES

- Lightweight
- ROPS
- Protective net

OPTIONAL FEATURES

- Sun Shade Roof
- Front Roller Scraper
- Rear Roller Brush
- Groomer
- Grass Box
- 22" Undulation kit





LM2400

LIGHTWEIGHT MOWER WITH BIG RESULTS

The LM2400 is a lightweight fairway mower with low ground pressure, low center of gravity and the crossover circuit drive system that optimizes the driving force for all four wheels to maintain traction, stability and high performance when operating, especially on slopes.

By adopting a 26-inch mower unit, a large capacity reel motor and minimal distance between cutting units, the LM2400's wide mowing width lets the operator mow confidently with no loss of overlapping when mowing on slopes or taking tight turns.

FEATURE DETAILS

1 Safe and turf-friendly

The low centre of gravity minimizes the weight transfer applied to all four wheels, optimizing traction capability even on wet slopes, and enables stable work without skidding or sliding sideways.

Baroness's Crossover Circuit Drive System combines the turning performance of a parallel circuit design with the climbing capabilities of a series circuit. This provides the LM2400 with excellent driving performance to all four wheels even on steep or sloping terrain. This eliminates the need for choosing the cutting direction and allows for more efficient work.

2 Light weight • Low ground pressure

With a light weight of 1300 kg, the wide tyres reduce the ground pressure that can cause damage to the turf.

3 Optimum cutting performance

Designed with the shortest possible distance between the rear cutting units and the front cutting units, there is no uneven cutting when turning and loss of overlap when mowing on sloped terrain.

4 Maintaining a consistent quality of cut

The rear roller brush keeps the rear roller clean enabling a consistent cutting height.

5 Four wheel drive

Baroness cross technology design ensures optimum all-wheel drive. This increases traction and reduces the impact on surfaces.

Low running costs and long service life

6 In line with all Baroness products, the LM2400 has low running costs and a long service life.


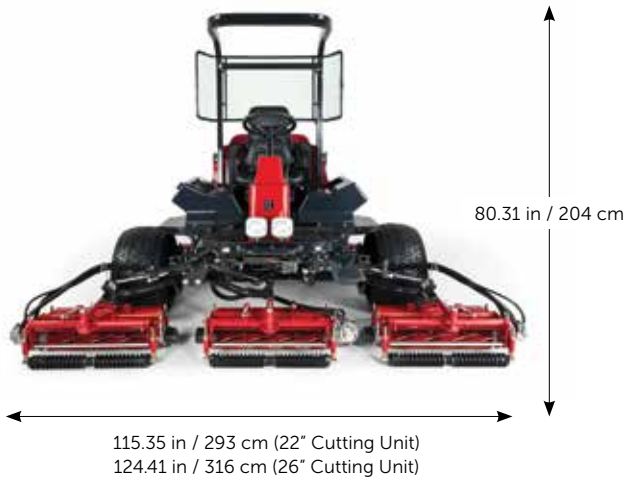
STANDARD FEATURES

- Lightweight
- ROPS

OPTIONAL FEATURES

- Protective Net
- Sun Shade Roof
- Front Roller Scraper
- Rear Roller Brush

LM2700 & LM2400 SPECIFICATIONS



5 Unit Reel Mower	LM2700		LM2400
Cutting unit width	26 in	22 in	26 in
Total length	300 cm		303 cm
Total width - Operation	316 cm	293 cm	318 cm
Total width - Transport	228 cm	228 cm	226 cm
Total height - ROPS	204 cm		196 cm
Weight (with ROPS and empty fuel tank)	1,804 kg	1,759 kg	1,318 kg
Minimum turning radius	280 cm		290 cm
Engine - Model	Kubota V2203-M		Kubota D1105-T (Diesel Turbo)
Engine - Type	Vertical water-cooled 4 cycle diesel engine		Vertical water-cooled 4-cycle diesel engine
Engine - Total displacement	2,197 cm ³ (2.197 L)		1,123 cm ³ (1.123 L)
Engine - Maximum output	33.5 kW (45.3 PS)/2,600 rpm		24.5 kW (33.3 PS)/3,000 rpm
Operating width (Mowing width)	277 cm	254 cm	277 cm
Operating height (Mowing height)	8 - 45 mm (*1)		10 - 60 mm
Blades	9		9
Drive	HST, 2WD/4WD selectable		HST full time 4-wheel drive
Speed (HST) - Forward	2WD: 0 - 22.0 km/h 4WD: 0 - 14.0 km/h		0 - 16.0 km/h
Speed (HST) - Reverse	0-8.0 km/h		0-8.0 km/h

LM2700 - The factory default maximum engine rpm is 2,600rpm.
 (*1) For 0.394 in (10 mm) or less mowing height, the optional bedknife is required.

LM2400 - The factory default maximum engine rpm is 3,100rpm.

Kubota Australia
 25 - 29 Permas Way,
 Truganina, Victoria, 3029 Australia
 Freecall: 1800 334 653
 E: sales@kubota.com.au
 W: kubota.com.au

Kubota New Zealand
 15A Bennet Street,
 Cloverlea, Palmerston North, 4412
 Freecall: 0800 582 682
 E: sales@kubota.co.nz
 W: kubota.co.nz

For Earth, For Life